



Green Life Volunteers

Puerto Jimenez, Costa Rica

Janina Schan: +506 8570 0710

E-mail: info@glvolunteers.com

Web: www.glvolunteers.com

Environmental Education - Project Handbook

Location: Osa Peninsula, Costa Rica

Table of Contents

| | |
|--|----------|
| 1. Project overview | 1 |
| 2. Volunteer duties | 1 |
| 3. Project location | 2 |
| 4. How to get to your Project | 2 |
| 5. Accommodation | 3 |
| 6. Costs | 3 |
| 7. Clothing | 3 |
| 8. Project supervisor and staff | 4 |
| 9. Emergency contacts- volunteer coordinator | 4 |
| 10. Orientation and Introduction | 4 |
| 11. General Info about the Osa Peninsula and Puerto Jimenez | 5 |
| 12. Volunteer extra-curricular activities and excursions | 5 |
| 13. General Information | 6 |
| 🌿 <i>Emergency Number and Cell Phone</i> | 6 |
| 🌿 <i>Accommodation</i> | 6 |
| 🌿 <i>Meals</i> | 6 |
| 🌿 <i>Laundry/cleaning</i> | 7 |
| 🌿 <i>Telephone/internet access</i> | 7 |
| 🌿 <i>Weather/clothing</i> | 7 |
| 🌿 <i>Spending money</i> | 7 |
| 🌿 <i>Volunteer expectations</i> | 8 |
| 🌿 <i>Rule and guidelines</i> | 8 |
| 🌿 <i>Important rules that you should be aware of are</i> | 9 |
| 🌿 <i>Safety and precautions</i> | 9 |
| 🌿 <i>Tips:</i> | 10 |
| 🌿 <i>Medical facilities</i> | 10 |
| 🌿 <i>Recommended packing list</i> | 10 |

1. Project overview

Green Life Volunteers wants to make a difference with the 'Environmental Education' project because there is no environmental education in place for many public elementary schools in Costa Rica. GLV works together with several other NGOs to bring environmental education to the schools around the Osa Peninsula in Costa Rica. It is important for kids to understand the value of the environment and that it is important to protect species. This will influence them for the future, and make them be more conscious about their surroundings, the animals, and nature.

You will be responsible for creating an entirely new curriculum every months, and plan for lessons and activities. Ideally you would be spending a few weeks on this project, since it will take a little to get your work settled, and then to actually teach the classes and do the activities (together with other volunteers and NGO leaders). The established curriculum and activities can then be used for many different schools in the area, and you would be basically visiting various different schools for the duration of your volunteer time. You may also change locations and host family and apply the curriculum and activities at other schools.

The schools we're currently helping are rural remote schools around the Osa Peninsula. We help around 4 – 5 schools and visit them 1 – 2 times a month with different activities each time.

Another important aspect of the Environmental Education project is Theater play. We create and run theater and puppet shows to teach kids about the environment and important issues of today!







We also do a lot of fundraising in the Education program as well, to help fund school visits, purchase materials for the activities, and other general costs to help the project. The fundraising will also be a part of your activities as a volunteer.

2. Volunteer duties

As a volunteer on this project you will help establish an environmental education program for local elementary schools in Costa Rica. You should be motivated, independent and pro-active. There is most likely another volunteer on this project, and you will get help by NGO leaders and other volunteers, but you're asked to work independently and come up with your own ideas.

You will meet other like-minded people in our community of Puerto Jimenez. You will make a positive difference in people's lives, while having fun, making lots of friends, learning about Costa Rican customs and culture, and gaining invaluable teaching experiences!

Your volunteer duties will be:

-  Help create a curriculum for an environmental education program for elementary schools
-  Work closely with teachers and locals to find out needs and lacks of environmental education in the area
-  Think about activities and classroom exercises to make environmental education fun and interesting for kids
-  Plan excursions to environmental events and activities at schools
-  Teach the established curriculum to children in the schools
-  Help plan fundraisers and fundraising events to help the environmental education program raise money.

3. Project location



The location of our project ‘Environmental Education’ is held around Puerto Jimenez, a small city on the Osa Peninsula of Costa Rica. The Osa Peninsula boasts 2.5% of the world’s biodiversity, and is the most biodiversity place in Costa Rica. The communities are still quite poor, more so than in other parts of Costa Rica. The area around Puerto Jimenez is unique and beautiful.

Puerto Jimenez is the bigger town in the area and that is also where Green Life Volunteer’s main office is located. We have grown to be one of the largest towns on the Osa Peninsula. Located in the southern part of the Puntarenas province, our

laidback town is one of the main gateways to the beautiful Corcovado National Park. The last town before one can enter the park premises; a main ranger station is situated here with many tourists using this town to stock up on supplies before they trek their way through the gorgeous and diverse wildlife that the Corcovado National Park has to offer.

Situated in the Golfo Dulce, Puerto Jimenez has a wonderful beach where one can relax while taking in the superb beauty of the Osa Peninsula. This tiny ‘frontier’ town has a good number of hotel and resorts, both affordable and luxurious, with many rental tour companies and travel agencies in the area from where trips around the region can be arranged. Transportation can also be organized from Puerto Jimenez, while if you get bored you can head out to the lovely remote village of Cabo Matapalo, which is famous in the region for its awesome surf breaks. Throughout the project, we make sure you will get some “down time” and you will be able to enjoy what the Osa has to offer.

4. How to get to your Project

You will first arrive in San Jose, at the Santa Juan Maria International Airport (SJO). There are two options to travel from San Jose to Puerto Jimenez. The first option is to book a flight from San Jose to Puerto Jimenez. Often you can connect your flights directly in SJO (Juan Santamaria - San Jose International Airport) to the airport in Puerto Jimenez. The major airlines flying into Puerto Jimenez are Nature Air (www.natureair.com) and Sansa Air (<http://cr.flysansa.com/en/home>).

The second option is to get by bus to Puerto Jimenez from San Jose – which is also the cheapest method. There are two public buses a day, one leaves San Jose at 8am and another leaves at 12pm. Both buses take 8 hours and go directly to Puerto Jimenez (that is the last stop). You will see lots of beautiful landscapes, mountains, and views on the way! It is a long drive, but it will show you a lot of Costa Rica’s beauty.

We will help you during your sign up process to arrange your transport and arrival in San Jose! We will help you book your hostel, arrange airport shuttle pick-ups to the hostel, and guide you on how to get to your project location. However, all of those costs are not included in our project fee, since it is things we cannot easily pre-pay and book for you in advance. Hence your transportation costs up until arrival to Puerto Jimenez, will have to be carried by you, the volunteer. Once you arrive in Puerto Jimenez, we will pick you up from the bus station and bring you to your accommodation / host family and project.

5. Accommodation



All 'Environmental Education' project participants will be accommodated in a host family in Puerto Jimenez or in the surrounding smaller communities.

The host family will provide two or three meals a day, this depend on our activities. You will be spending time with local Costa Ricans, which is an opportunity to fully immerse yourself in Costa Rican culture! One of our host families in Puerto Jimenez is presented in the picture on the left.

6. Costs

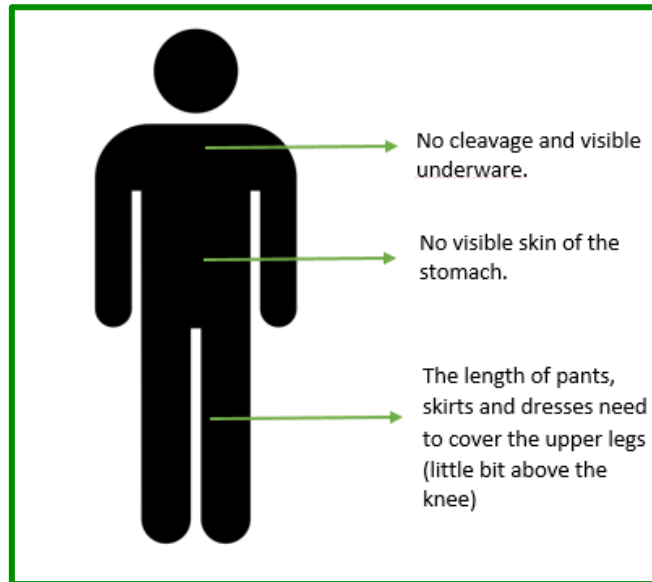
A one week experience starts from 449 USD, for each additional week add on 149 USD per week. Most of your payment goes into your host family for accommodation and food. A small part goes to Green Life Volunteers' support and services.

Not included in our costs:

- National and International flights
- Travel insurance
- Visa costs
- Additional travel
- Any additional food or snacks besides the host family meals
- Other personal expenses

7. Clothing

During the 'Environmental Education' project it is important you wear appropriate clothes because you work with children and you represent the schools. It is important that the clothes cover up all of your underwear, so no showing bra, and it covers up your skin from your cleavage, stomach and upper legs. We recommend you to wear pants, skirts and dresses from a length just above the knee. The climate of Costa Rica has a high humidity and a high temperature. Therefore, it is important you wear clothes from thin material.



8. Project supervisor and staff

You will be working closely with project coordinators and the local schools. You will also be involved with the local community. Your project supervisor and assistant on this project will be the research station manager of the Alexander Skutch Biological Corridor. There is most likely not another volunteer on the 'Environmental Education' project, but you will meet other like-minded people at the research station and in the community.

The research station manager will take care of you during your project and will help you with anything you need. The staff of Green Life Volunteers is not far! We are located in Puerto Jimenez, and we will help you with anything you need. If you have further questions or need help you can contact Green Life Volunteers any time.

For emergency and urgent matters you can always call the following contact number, or contact us via email when you are still abroad!

Contact: Janina Schan - Coordinator and Green Life Volunteers Program Manager

Cell: +506 8570 0710

E-mail: info@glvolunteers.com

9. Emergency contacts- volunteer coordinator

Please bring with you the phone number below just in case something happens (you miss a connecting flight, lose luggage, etc.) and need to contact the project.

Contact: Janina Schan - Coordinator and Green Life Volunteers Program Manager

Cell: +506 8570 0710

E-mail: info@glvolunteers.com

10. Orientation and Introduction

On every Green Life Volunteers project you will receive an introduction or orientation before you begin your project. For the 'Environmental Education' project, you will arrive in Puerto Jimenez the

day before your project begins. You will meet up with a Green Life Volunteers staff member (and most likely Janina Schan, owner and manager of GLV) in Puerto Jimenez and receive your orientation and introduction. Often this happens over lunch or dinner, or just for a coffee ☺! We will also show you around town, so you know where all the important amenities are, banks, supermarkets, and pharmacies etc.

During the orientation / introduction you will receive information about your project, and Green Life Volunteers staff will talk about general Costa Rican information, the Osa Peninsula, transportation, banks, food, and any other questions you may have before you begin at the project. There will be always someone from Green Life Volunteers assisting you before your project, and we are also available if you have any issues or need any help during your project. We take good customer service very seriously, and we want you to feel comfortable from the beginning till the end of your time in Costa Rica.

11. General Info about the Osa Peninsula and Puerto Jimenez

The local community of Puerto Jimenez is a largely rural, agricultural society with publicly funded basic education, comprising a workforce of moderately educated people. While the local service economy provides some employment opportunities, the majority of employment in this area is the tourist industry.

The social fabric of the community is based on the extended family, where members often live and work together. Low wages and the seasonal nature of many jobs in this area require that families multi-generationally work to economically survive . Many local people are forced to live with their futures dimmed by the lack of high quality education and limited employment opportunities.

The state of public education on the Osa is an atmosphere of learning by memorization, leaving future generations of children ill prepared for the future, much of this due to poor government funding and lack of proper training for state teachers. Children are not given the opportunity to thrive, nor explore in a supported environment.

12. Volunteer extra-curricular activities and excursions

There is plenty to do around the Osa Peninsula, and we can help you organize activities around Puerto Jimenez during your project time. Unfortunately, any extra-curricular activities are not covered by the Green Life Volunteers project fee. Activities may be surfing, paddle boarding, Corcovado National Park hikes, Bird watching, Mangrove and Sunset kayaking, Dolphin Tours, Zip lining and much more. If there are several volunteers in Puerto Jimenez at the same time, often they form groups to do some weekend activities together. Or you may decide that you would like to venture off on your own – either way, we will be there to help you to get things set up! Just ask us during or before your volunteer time!

13. General

Information

Emergency Number and Cell Phone

Throughout your placement you will have the support and guidance of our experienced volunteer coordinators. You will be provided with a 24-hour emergency number that you can call from your project site in case you need to speak to a Green Life Volunteers staff. The host families where you will be staying are very happy to lend you their phone to make quick local phone calls to Green Life Volunteer staff. Also Green Life Volunteers staff will call and “check in” on you throughout your stay – and we will make sure there are no miscommunications errors happening between you and your family. We will also be in contact with you continuously throughout your project, to make sure you are doing ok at your job and to answer any questions you may have!

We advise you to BUY a local SIM card, if you have an unlocked phone. Cheap SIM cards for prepaid usage are available from 1000 Colones or 2USD. The same amount is already on the card as credit. You can use it in any unlocked phone for international SIM cards. That way you can keep in touch and be reachable. If you do not have an unlocked phone or do not want to purchase one, you can always ask your project supervisors to use their phone to contact us!

Accommodation

You will be living and eating with a Costa Rican host family. At the host family you will be provided with a clean bed, bed-linens, and a shared bathroom. Sometimes you may be accommodated in shared dormitory type accommodation or in your own private room. If you are very concerned about mosquitoes, you may bring your own mosquito net to set it up at your host family location. Most families do not have mosquito netting. It would be great if you bring your own towel, since towels are usually limited at host families.

Meals

Food in Costa Rica is simple but delicious, and you will have access to a great variety of fruits, veggies, and dairy products in Costa Rica. Meals at your host family often include rice and beans; other common items include tortillas, salads, chicken, fish, pork, beef, pastas, soups, cereals, sandwiches, cheese, fruits, veggies and fresh- squeezed juices. You will help prepare meals with your host family, and you will experience a whole new way of cooking and preparing food. Vegetarians should have no problems with the diet in Costa Rica. Since Costa Rica is a tropical country, the variety of vegetables and fruits is fairly large.



Nonetheless, it is important to let us know about any dietary needs in advance so the family is notified and they can prepare accordingly. Those who follow a vegan diet should note that tofu is not readily available in Costa Rica, especially on the Osa Peninsula. You will be offered three meals a day

usually breakfast is early around 7am, lunch between 12 and 1; and dinner between 6 and 7 p.m. You will have coffee and other snacks available at the project throughout the day as well – just talk to your host family about your needs.

Laundry/cleaning

Laundry services ARE NOT part of the arrangements with your host family. You will have access to a place where you can wash your own laundry. Most families do not have washing machines or dryers. Normally laundry is done by hand and hung to dry. Some families might offer to do your laundry for an additional fee, which you will have to determine with your host family.

Telephone/internet access

In Puerto Jimenez Internet and Phone Signal is readily available. However, most host families still do not have WiFi or internet installed at the house. You may use WiFi and internet at the local internet café, or you can go to any of the restaurants and coffee shops who offer WiFi.

You may purchase your own cellphone SIM-card for an unlocked phone! That way you can use a prepaid card and also use internet/WiFi if you have a smartphone. The SIM cards are very cheaply available – it costs around 2000 Colones and you can buy it almost at any small Kiosk (Pulperia) in Puerto Jimenez or San Jose.

Weather/clothing

It usually rains at least once each day during the rainy season (May-November) even if it is just for 10-30 minutes. Puerto Jimenez is right at the ocean and the rainforest is not far – rain is pretty common during your project time. Daytime temperatures range from the mid 70's (Fahrenheit) when overcast and low-90's when the sun is out. The weather can change very quickly, storms can develop and rain may fall even though it was just sunny five minutes ago. However, it is mostly SUNNY all throughout the morning. So outdoor work will mainly be happening in the morning hours.

Humidity is very high and cotton clothes should be avoided because they never dry completely. During the summer months the humidity is a lot lower, the skies are clear and blue and it might be breeze and a bit dusty since the roads are gravel. We recommend quick-dry clothes and light breathable fabric. You will need some sandals for light day work, and stronger hiking boots or gum boots for working at the farm. Check our 'Packing List' at the end of this document for more details.

Spending money



There are two banks located in the center of Puerto Jimenez – they both have ATMs and access to USD and Colones. You should not have to spend too much money while you are on the project, since the project fee covers your accommodation and meals, but we recommend to bring some money for your own personal items, snacks, drinks, or anything else you may want to buy.

There is really no need for you to change money into Colones before you come to Costa Rica. Once you are in Costa Rica, and pay with your dollars, you will usually receive change back in

Colones. You can take money of the ATMs with your credit card or debit card, so you do not need to carry a lot of cash with you. Please contact your bank and clear your card for international usage. Some banks have restrictions as to the amount of cash you can withdraw in a day. Find out what those limits are prior to departing. You should bring enough cash to carry you for at least the first week until you have a chance to go to an ATM (sometimes you have to try a few ATMs before you get money). If you are bringing US Dollars you have to make sure that the bills are in good conditions, otherwise the bank would not accept them. You will need your passport (not a photocopy) in order to exchange dollars. Most places in Costa Rica would not take fifty or hundred dollar bills (with the exception of some hotels). If you carry fifties and hundreds, you will have to go to the bank to exchange them.

Volunteer expectations

While you are working on your project, the project or your host family will provide you with accommodation, meals, and support. We will provide you with guidance and support in case you become ill, or need any other medical attention. You can contact our Green Life Volunteers Manager 24/7 on an emergency cell phone number (+506 8570 0710).

The project supervisors and staff members of Green Life Volunteers expect you to attend the program regularly, be on time, and behave consistently in ways that reflect well upon Green Life Volunteers and the other volunteers. You are expected to dress according to local norms while in public and to treat people with kindness and respect appropriate to their age and social standing. The same goes for your host family. In addition, Green Life Volunteers insist that volunteers avoid any contact with drugs and any culturally inappropriate activities relating to alcohol, especially in your host homes. Remember that some of these families have children and their culture is rather conservative. In case that a volunteer repeatedly behaved in ways that contradict the codes and conducts, we reserve the right to remove volunteers from a program.

We view the volunteer experience as a commitment that includes a willingness to overcome challenges of all kinds. In cases where volunteers are experiencing difficulties, we strongly encourage creative, collaborative solutions that allow the volunteer commitments to be completed. At the same time, we respect the ability and freedom of our volunteers to use their own judgments and understand that volunteer work only functions well when volunteers retain the will to participate fully and energetically.

Rule and guidelines

Please be aware of all the Green Life Volunteers rules in our Terms and Conditions. Green Life Volunteers expects volunteers to respect the areas in which you are working as well as your project leaders, members of your host families, members of the community and other volunteers. In case you are experiencing troubles or conflicts, we rather know sooner than later if there is anything that is not working for you and we want to make you as comfortable as possible. Having said that, we cannot stress enough that flexibility and being positive and open-minded will go a long way in ensuring an enjoyable volunteer experience.

Remember that you are in a Spanish speaking country. It is up to you to accommodate the new language and not impose your language on the locals. We always recommend to volunteers that the

more Spanish they speak, the better their experience will be. If you do not speak any Spanish or if you are a beginner, you have a perfect opportunity to improve your language skills while you are on your project and in your host family. On most of our projects the project coordinators and host families speak very little to no English. Ask us for options to take Spanish Classes before your volunteer stay – we offer very affordable and a great Spanish school program.

Important rules that you should be aware of are

- 🌱 Drinking is permitted ONLY while NOT on duty. Keep in mind that alcohol can negatively affect a volunteer's performance at the project and you will be doing tasks that may be dangerous to do when under the influence of alcohol. Drinking after hours is left to your discretion but be sensitive to the drinking habits of your host family. It is unacceptable to show up at your host family home intoxicated and sloppy!
- 🌱 Volunteers are permitted to smoke cigarettes but not inside the project's buildings or your host homes. You will have to agree on a place for you to smoke cigarettes where it does not molest anyone.
- 🌱 Please respect the facilities and the environment.
- 🌱 Conserve water and electricity as it is expensive and you do not want to burden your host family.
- 🌱 Respect the culture of the local community and ask for permission if you want to do things in their home that they do not normally do. Use common sense and treat people and their home with respect.
- 🌱 Be aware of mosquitoes, scorpions, spiders and other insects. Keep your bed clean and your bag zipped. Use your mosquitoes net if you brought one.
- 🌱 ALWAYS clean your feet from sand before you enter the house and specially the shower.
- 🌱 Since you are right on the beach, drains can easily clog due to sand being tracked to showers and drains.
- 🌱 Due to the heat and humidity, it is recommend that all volunteers shower and use deodorant every day. Personal hygiene is a must in this type of climate. Please do not put yourself in the situation that you have to be told to practice personal hygiene. The families are usually very polite, and they would feel terrible to have to tell you that you "smell". Please be considerate!
- 🌱 Normally, toilet paper is deposited in baskets right next to the toilet. Do not flush toilet paper after using the bathroom! Again, drains in these rural areas and especially on the beach can clog easily and do not have the power to deal with toilet paper, female slips or tampons!! Always throw those items in the bin next to the toilet.
- 🌱 If you use, abuse or even come in contact with drugs, drug users, drug pushers or anyone remotely connected with drugs illegal or otherwise (other than for medical reasons), your placement will be terminated immediately, your visa will be withdrawn, and you will be deported from the country with no compensation. Never bring drugs into the project or host families (other than prescription drugs). THERE ARE NO EXEPTIONS TO THIS RULE, REGARDLESS OF THE REASONS. Please accept that while you are working on your project you do not consume illegal drugs.

Safety and precautions

Tourists are sometimes targets for pickpockets and thieves. The Osa Peninsula is a very safe place but places like San Jose or even smaller towns like Puerto Jimenez are not as safe. Please do not put

yourself in a dangerous situation. Be cautious and use common sense. As a general rule, volunteers should not go off alone at nights, especially in large cities like San Jose.

The best way to store valuables is not to bring them with you if you go out but to leave them with your host family. Make sure whatever valuable you bring are in your bag and that you keep your bag close to you at all times. Money belts are a good investment before you travel to Costa Rica. Make sure if you get one that it is big enough that you can also fit your passport in it.

If you travel on public buses please ALWAYS stay close to your bag, or bring your valuables with you when you go to the bathroom. Do not even leave your valuables alone for a few minutes – it has happened to many volunteers before that they lost items on the bus.

Tips:

- ✦ Travel in pairs if you can (one can stay with the bags, the other goes to the bathroom)
- ✦ Use caution in unfamiliar locations
- ✦ Be very careful when traveling in San Jose. You are target for thieves. Keep your valuables in a safe place. Always keep an eye on your bag. Never leave your bag unattended when you go to the beach.
- ✦ Photocopy your passport and important documents. Do not carry your original passport on you.
- ✦ Carry your money and passport (or copy) inside a money belt on your body. It is the safest place.
- ✦ Avoid flashy dresses. Never wear expensive jewelry, etc. while traveling. Do not carry all your credit cards and all cash with you. If there is not a safety box where you are, use a money belt or make several trips to the bank
- ✦ In a lot of areas in Costa Rica swimming can be dangerous because of rip tides. Please inquire FIRST before swimming at a deserted beach. Do not go swimming alone, have someone watch you at the beach.

Medical facilities

The closest medical facility is a clinic on the Osa Peninsula in Puerto Jimenez. The doctors in Costa Rica are well educated, often speak English, and are able to take care of most of your medical needs. In case of a more serious medical situation, there is a bigger hospital in Golfito, where patients can be transferred, or if a more serious situation occurs, participants can fly to San Jose.

Recommended packing list

- ✦ Passport and passport photocopy
- ✦ Your own towel
- ✦ Debit card and credit card for any emergency
- ✦ Camera and batteries (you can find batteries here but they are more expensive)
- ✦ Small notebook and pen
- ✦ Headlamp or Torch (we have power outages, and streets are often not well lit)
- ✦ Alarm clock and batteries
- ✦ Personal medical first aid (Or medication you may need – it is remote in your location and you may not be able to buy what you need, so bring it from your home country).

- ✔ Clothing for a warm tropical climate, preferably non-cotton, that you are not worried about ruining
- ✔ Sturdy shoes for working and hiking - gum boots work great for farm work, or good /sturdy hiking boots
- ✔ Waterproof sunscreen (the sun rays are powerful)
- ✔ Sunglasses
- ✔ Forms of entertainment: books, games, music, guitar, paints, surfing equipment, etc.
- ✔ Sandals and comfortable walking shoes (that dry fast)
- ✔ Lightweight disposable rain poncho
- ✔ Sweater for colder rainy weather and when in San Jose
- ✔ Swimwear
- ✔ BUG Repellent
- ✔ Water proof & secure bag for documents
- ✔ Money belt
- ✔ Binoculars for wildlife watching?
- ✔ Positive attitude
- ✔ Mosquito Netting

To apply to the project NOW please click on [THIS link](#) and apply now! After applying we will be in touch with you shortly!

Thank you and we are looking forward to working with you!
Your Green Life Volunteers Team

